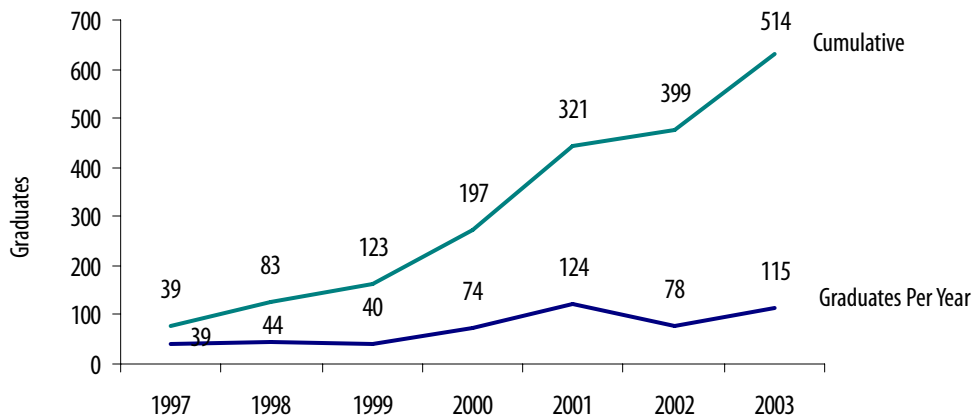


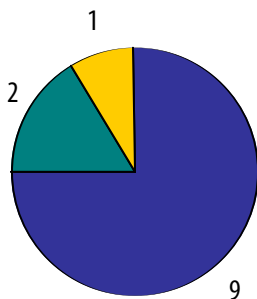
Who We Help

- 78.4% are ages 18-35
- 94.8% are female
- 84.4% are African American
- 25.8% lack a high school diploma or GED
- 69% have incomes under \$5,000
- 39.6% are TEA recipients
- 61.5% are Food Stamp recipients
- 76.2% have children under 18
- 67.7% are single, never married
- 87.1% lack a savings account
- 63.7% do not own a car
- 93.4% do not own a home
- 36.2% consider transportation a significant barrier

Nursing Assistant Graduates



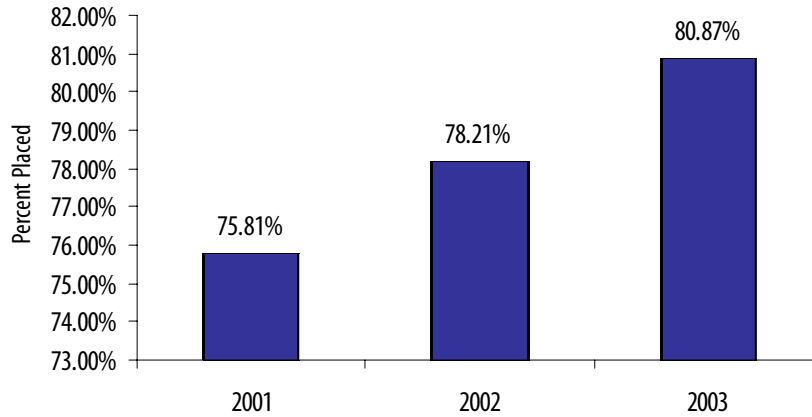
Additional Career Pathways Graduates: By Degree and Year Earned



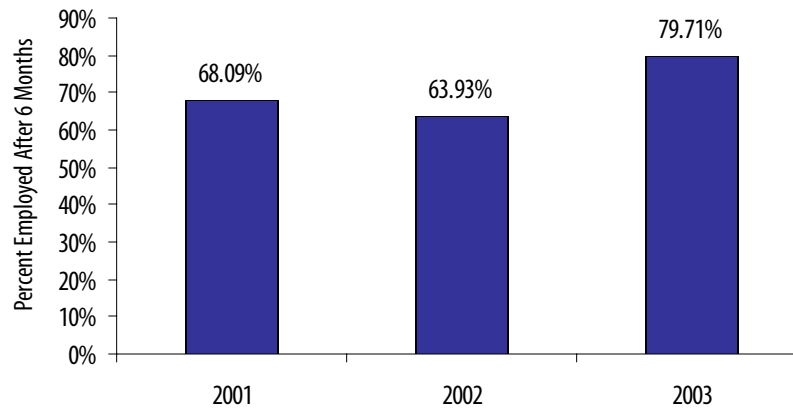
- Licenced Practical Nurse
- Registered Nurse
- Phlebotomist

Degree and Year Earned	1999	2000	2001	2002	2003
Licenced Practical Nurse	2	1	1	1	4
Registered Nurse		1	1		
Phlebotomist	1				

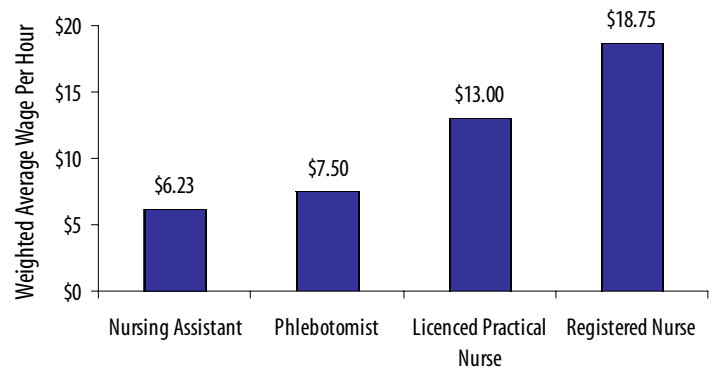
Percent of All Graduates Placed in Jobs



Percent of All Graduates Still Employed After 6 Months



Wage Analysis: Average Starting Wage by Certification or Degree



Wage Analysis: Average Starting Wage by Certification or Degree by Graduation Year

	1999	2000	2001	2002	2003
Nursing Assistant		\$6.15	\$6.21	\$6.32	
Phlebotomist		\$7.50			
Licenced Practical Nurse	\$11.00	\$13.00	\$13.00	\$15.50	\$13.38
Registered Nurse		\$17.50	\$20.00		

