



Impact Report

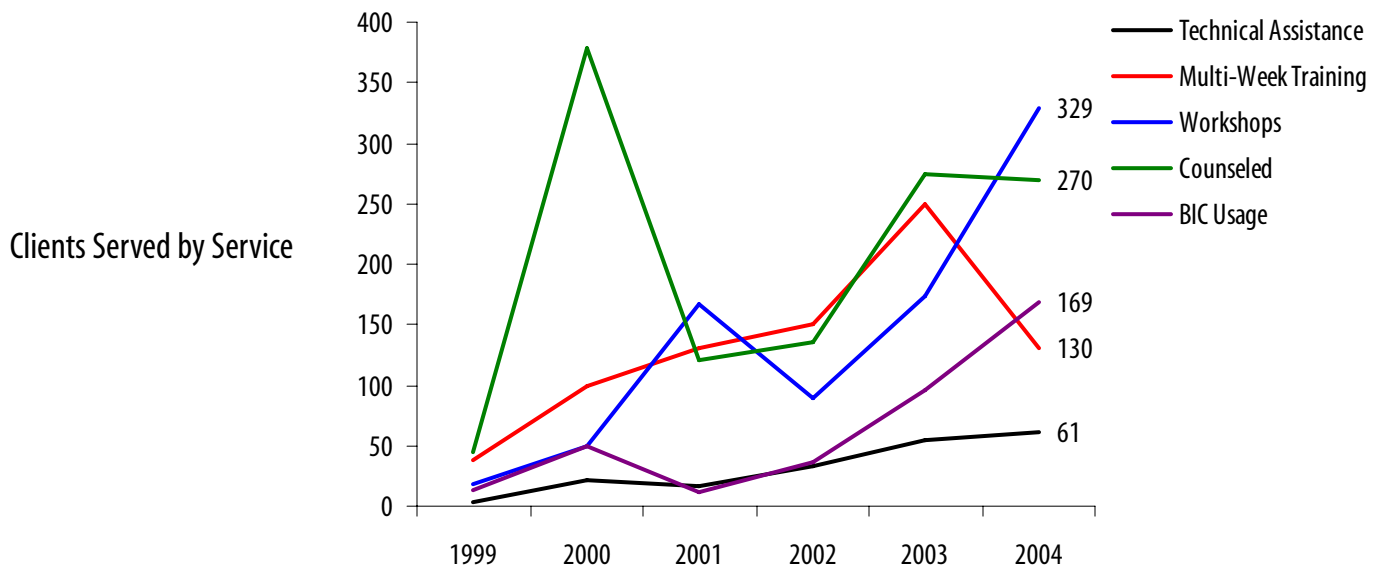
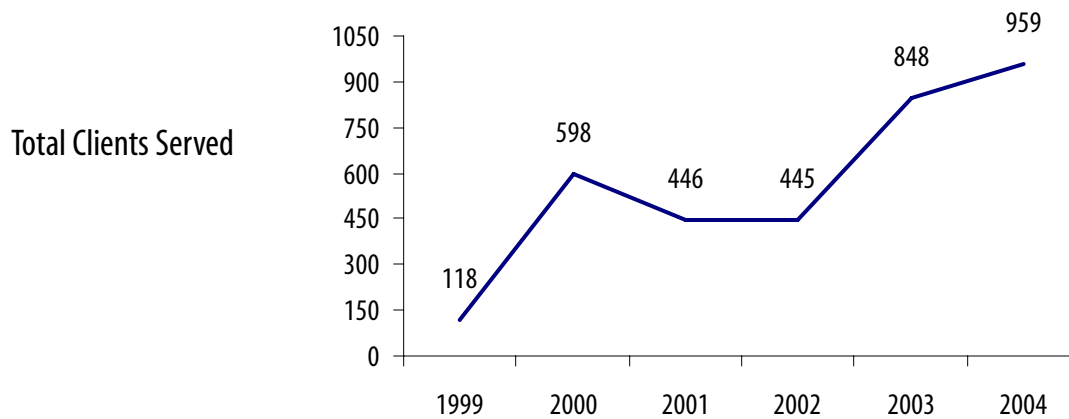
Business Development Center

March 2005

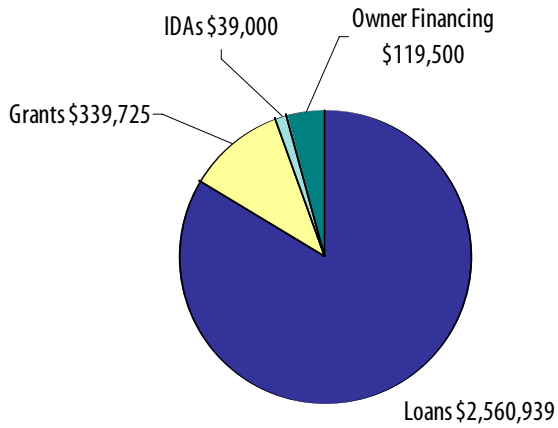
Who We Serve

- 3414 clients served since 1999
- 83% are female
- 72% are African American
- 31% have a high school diploma
- 40% have some college education
- 12% have a Bachelor's degree
- 35% have gross income between \$10k - \$25k
- 35% have gross income between \$26k - \$50k
- 14% have gross income above \$50K

Clients Served

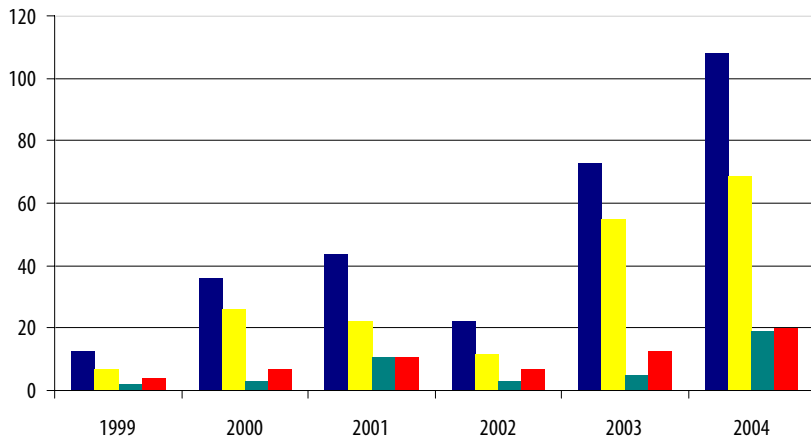


Creating Access to Financing



Year	# Loans	# Grants	# IDAs	# Owner Financed	Total
1999	4	1	0	0	5
2000	7	2	0	0	9
2001	9	0	1	1	11
2002	10	0	5	0	15
2003	5	1	4	1	11
2004	12	3	9	3	27

Impact on Business



	Assisted	Retained	Expanded	Started
1999	13	7	2	4
2000	36	26	3	7
2001	44	22	11	11
2002	22	12	3	7
2003	73	55	5	13
2004	108	69	19	20

Impact on Jobs

